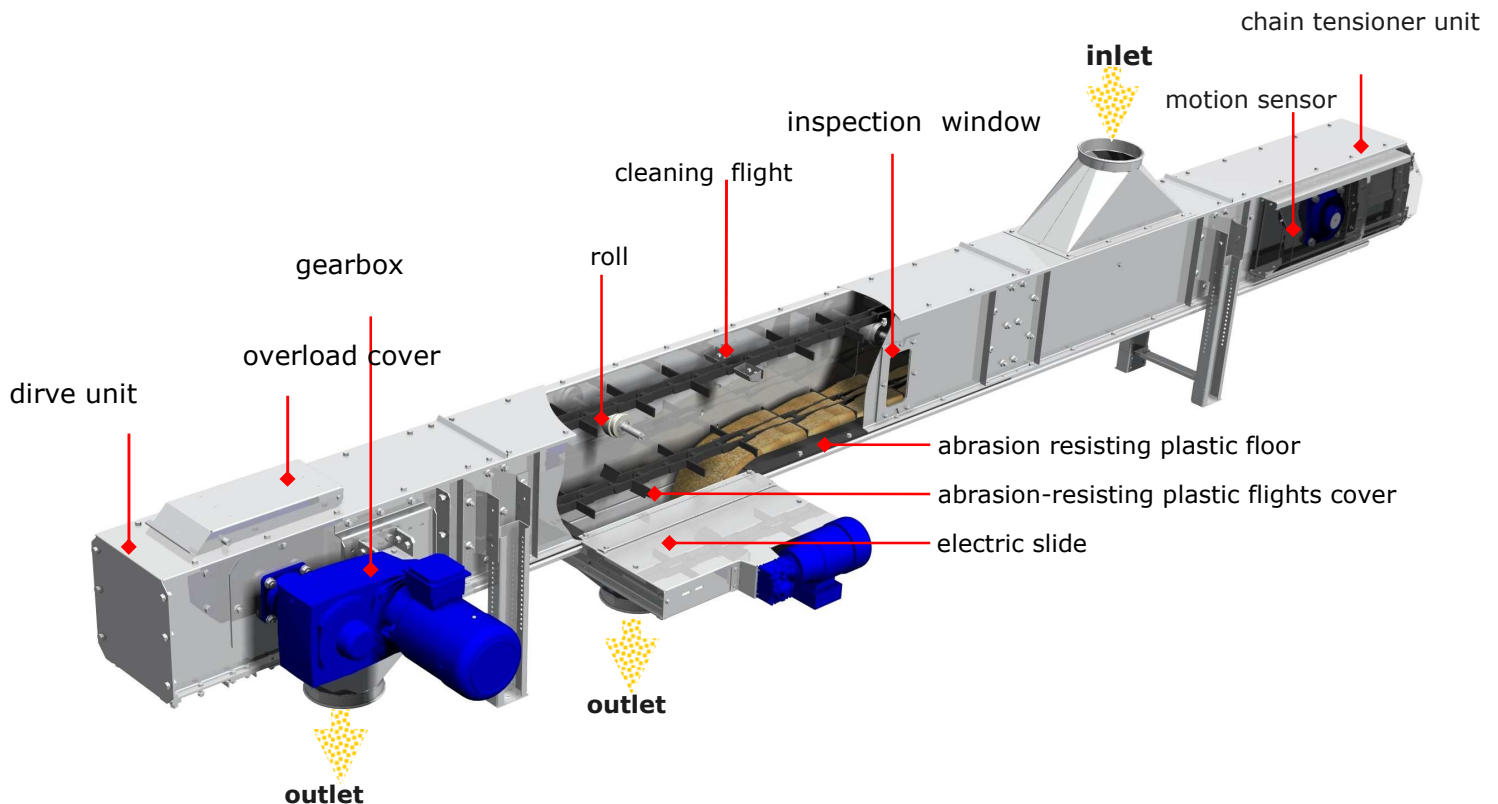


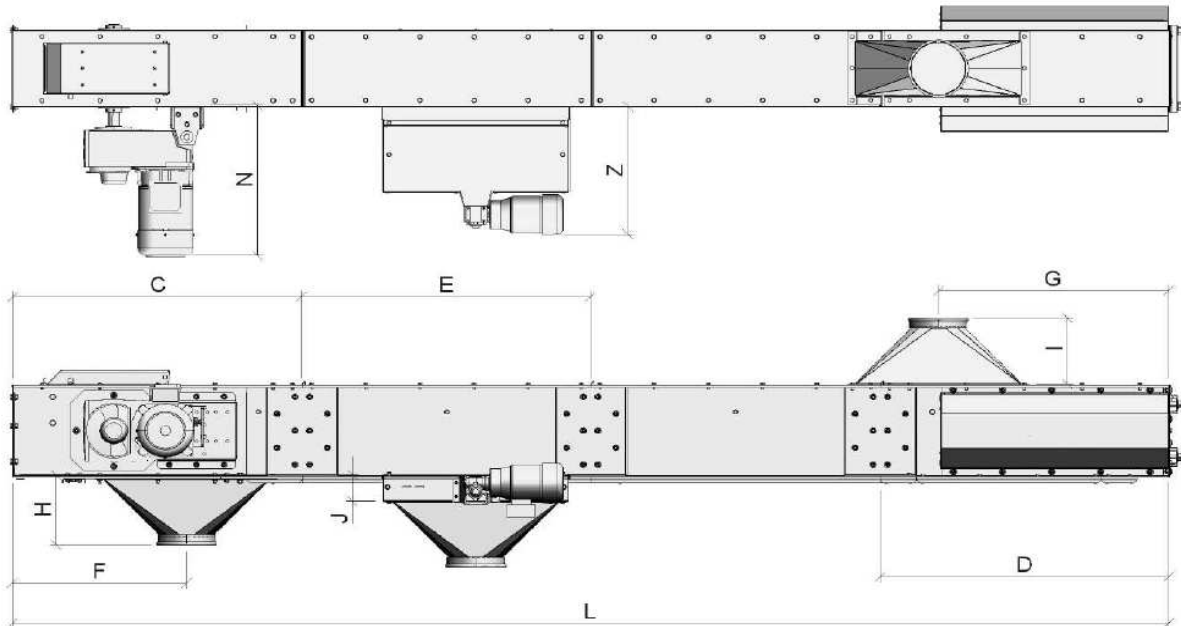
HORIZONTAL CHAIN CONVEYORS TPA-TYPE



PPW „ARAJ” LTD is grain silos, dryers, cleaners and transport devices leader supplier in Poland. We have 20 years experience in design and manufacturing. Our computer –controlled machine fleet provides manufacturing productivity ensuring our components are precise and repeatable. With our coherent and flexible logistics , we can efficiently operate our business every day . Our people are high qualified specialists.

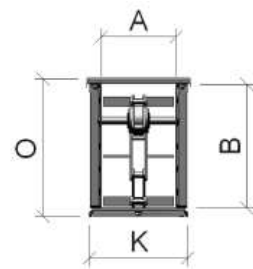
Chain conveyors TPA type are designed for horizontal transport of all kinds of grain, seeds and other bulk materials. over considerable distances. Chain conveyors are durable, silent, safe for grain and self-cleaning. They are used mainly as filling and discharge conveyors silo banks.

Fastness and reliability of the device secures high quality materials: galvanized steel tubes, abrasion–resisting floor and covers, tempered chain and flights. Gearbox are made by NORD— European leader of it’s branch.



dimensions

[mm]	TPA 20/30-60	TPA 30/80-120	TPA 40/150	TPA 40/200-280	TPA 50/300
A	200	300	400	400	500
B	335	415	415	500	500
C	1000	2000	2000	2000	2000
D	1000	1000	1000	1000	1000
E	500 - 1000 - 2000				
F	600	600	600	600	600
G	min. 800	min. 1000	min. 1000	min. 1200	min. 1200
H	245	245	255	255	255
I	245	245	255	255	255
J	100	100	100	100	100
K	265	365	465	465	580
N	530 - 985	580 - 1530	595 - 1135	635 - 1170	822 - 1250
O	371	451	451	538	538
Z	490	590	690	690	790



capacity for 0,75t/m³

TYPES	capacity	capacity	maximum length	chain speed	turns frequency	dimension	electric power
	t/h	m ³ /h	m	m/s	rpm	mm	kW
TPA 20/30	28-34	37-45	94	0,25-0,31	19-23	ø200	1,5- 9,2
TPA 20/40	43-47	57-63	96	0,43-0,47	32-35	ø200	1,5-11,0
TPA 20/60	58-64	77-85	104	0,57-0,63	43-48	ø200	1,5-18,5
TPA 30/80	82-92	109-123	99	0,41-0,45	24-27	ø250	2,2-18,5
TPA 30/100	92-99	123-132	100	0,45-0,48	27-29	ø250	2,2-22,0
TPA 30/120	116-126	155-168	92	0,57-0,62	34-37	ø250	3,0-30,0
TPA 40/150	146-155	195-207	83	0,53-0,56	32-34	ø300	2,2-30,0
TPA 40/200	195- 211	260- 281	80	0,47-0,52	24-26	ø300	3,0-45,0
TPA 40/250	243- 251	324- 334	70	0,57-0,59	30-31	sq300x300	4,0-45,0
TPA 50/300	300- 335	400- 446	64	0,62-0,66	31-34	sq300x300	4,0-55,0

Producer stipulates capability of change